

# Photo 156 - Dia65mm & Dia70mm (Grey & Brown)

## Price List

USD/Pair

Dia65mm	Sph.	Sph./Cyl.		
	+G2, +G4 & +G6	+G2.2, +G4.2 & +G6.2	+G2.4 & +G4.4	+G6.4
HC Non-Tnt. <sup>1</sup>	2.500	2.500	4.000	5.000
HMC+EMI <sup>2</sup>	3.100	3.100	4.600	5.600
HMC+EMI <sup>2</sup> , UV400+Blue Cut <sup>3</sup>	4.100	4.100	5.600	6.600

Dia70mm	Sph.	Sph./Cyl.		
	-G2, -G4 & -G6	-G2.2, -G4.2 & -G6.2	-G2.4 & -G4.4	-G6.4
HC Non-Tnt. <sup>1</sup>	2.500	2.500	4.000	5.000
HMC+EMI <sup>2</sup>	3.100	3.100	4.600	5.600
HMC+EMI <sup>2</sup> , UV400+Blue Cut <sup>3</sup>	4.100	4.100	5.600	6.600

Remark 1 HC Non-Tnt. means Non-tintable Hard-coated, pencil hardness up to 7H.

Remark 2 HMC+EMI including Hard + AR Multi-coating + Hydrophobic and Electro Magnetic Interference Blocking.

Super Hydrophobic is available with a surcharge of USD0.30/pair and min. quantity of each shipment is 3,000 pairs.

Remark 3 UV400+Blue Cut cuts off harmful ultraviolet light (UV) and absorbs high-energy blue light.





Photo 156/160

## Semi-finished Lens - Single Vision

USD/Pair

Dia. (mm)	Curve		C. Thick. (mm)	Curve Radius (mm)		Price
	CVX(+)	CCV(-)		CVX(+)	CCV(-)	
70	0.00	6.00	6.0	0	87	5.500
70	2.00	6.00	6.0	262	87	5.500
70	4.00	6.00	6.0	131	87	5.500
70	6.00	6.00	6.0	87	87	5.500
70	8.00	4.00	10.0	65	131	5.800
70	10.00	4.00	12.0	52	131	5.800

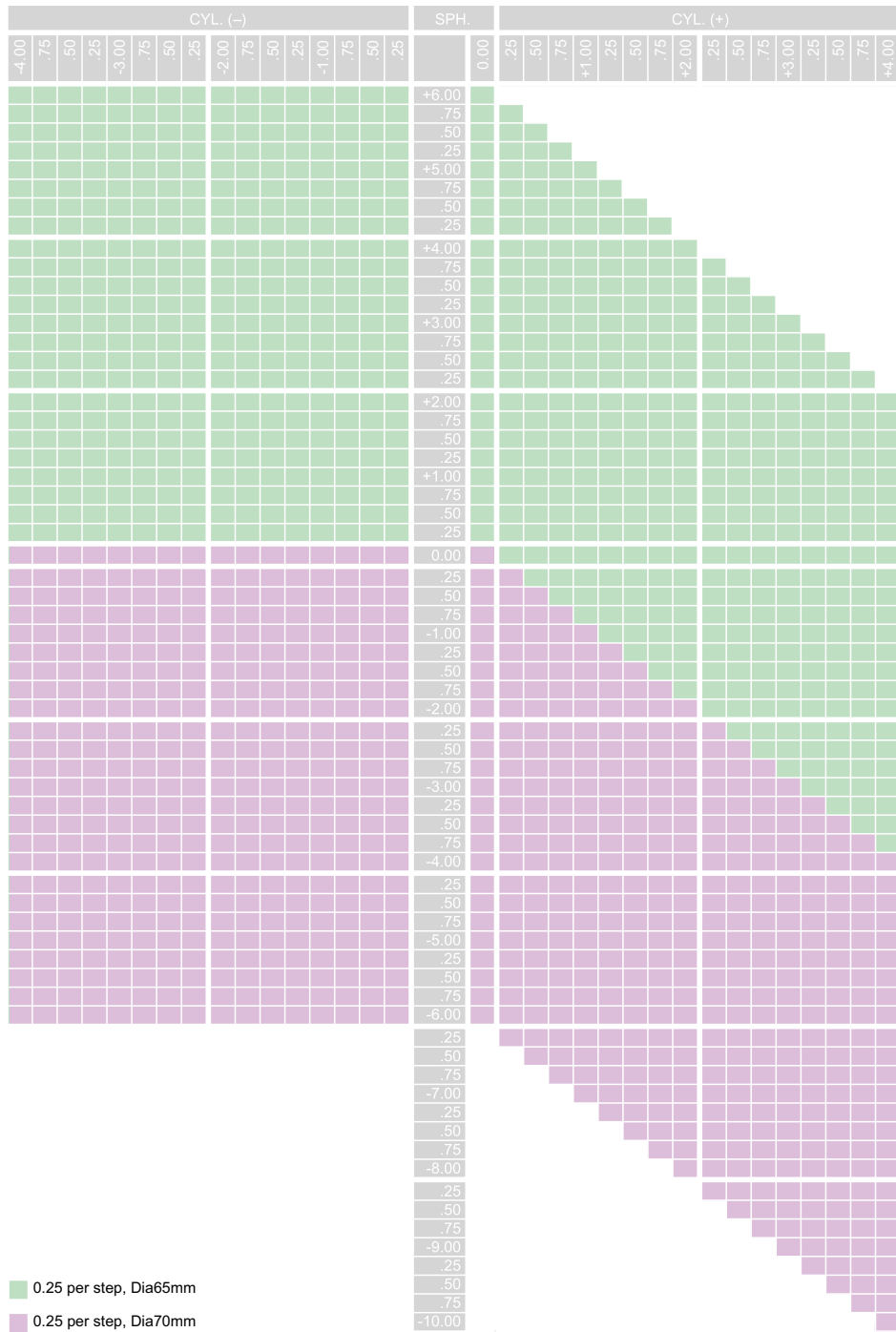
- The edge thickness of minus specifications is available up to 20.0mm; the center thickness of plus specifications is available up to 20.0mm.
- The extra fee of adding each 1.0mm on thickness is USD1.00/pair.
- The extra fee for making Hard-coating (Non-tintable) on both sides is USD0.50/pair.
- The extra fee for making Hard-coating (Non-tintable) on both sides and AR Multi-coating + Hydrophobic + EMI coating on the convex (+) side is USD1.00/pair.
- The extra fee for making Hard-coating (Non-tintable) on both sides and AR Multicoating + Hydrophobic + EMI coating on the convex (+) side together with Blue Cut is USD3.00/pair.

## Curve & Thickness

Sph.	Curve		C. Thick. (mm)
	CVX (+)	CCV (-)	
0.00	5.00	5.00	2.0
.25	4.75	5.00	1.8
.50	4.50	5.00	1.8
.75	4.25	5.00	1.8
-1.00	4.00	5.00	1.8
.25	3.75	5.00	1.8
.50	3.50	5.00	1.8
.75	3.25	5.00	1.8
-2.00	3.00	5.00	1.8
.25	2.75	5.00	1.8
.50	2.50	5.00	1.8
.75	2.25	5.00	1.8
-3.00	2.00	5.00	1.8
.25	2.75	6.00	1.8
.50	2.50	6.00	1.8
.75	2.25	6.00	1.8
-4.00	2.00	6.00	1.8
.25	1.75	6.00	1.8
.50	1.50	6.00	1.8
.75	1.25	7.00	1.8
-5.00	2.00	7.00	1.8
.25	1.75	7.00	1.8
.50	1.50	7.00	1.8
.75	1.25	7.00	1.8
-6.00	1.00	7.00	1.8

Sph.	Curve		E. Thick. (mm)
	CVX (+)	CCV (-)	
.25	4.25	4.00	1.8
.50	4.50	4.00	1.8
.75	4.75	4.00	1.5
+1.00	5.00	4.00	1.5
.25	5.25	4.00	1.5
.50	5.50	4.00	1.5
.75	5.75	4.00	1.5
+2.00	6.00	4.00	1.5
.25	6.25	4.00	1.5
.50	6.50	4.00	1.5
.75	6.75	4.00	1.5
+3.00	7.00	4.00	1.5
.25	6.25	3.00	1.1
.50	6.50	3.00	1.1
.75	6.75	3.00	1.1
+4.00	7.00	3.00	1.1
.25	7.25	3.00	1.1
.50	7.50	3.00	1.1
.75	7.75	3.00	1.1
+5.00	8.00	3.00	1.1
.25	7.25	2.00	1.1
.50	7.50	2.00	1.1
.75	7.75	2.00	1.1
+6.00	8.00	2.00	1.1

### Available Power Range



■ 0.25 per step, Dia65mm  
■ 0.25 per step, Dia70mm